

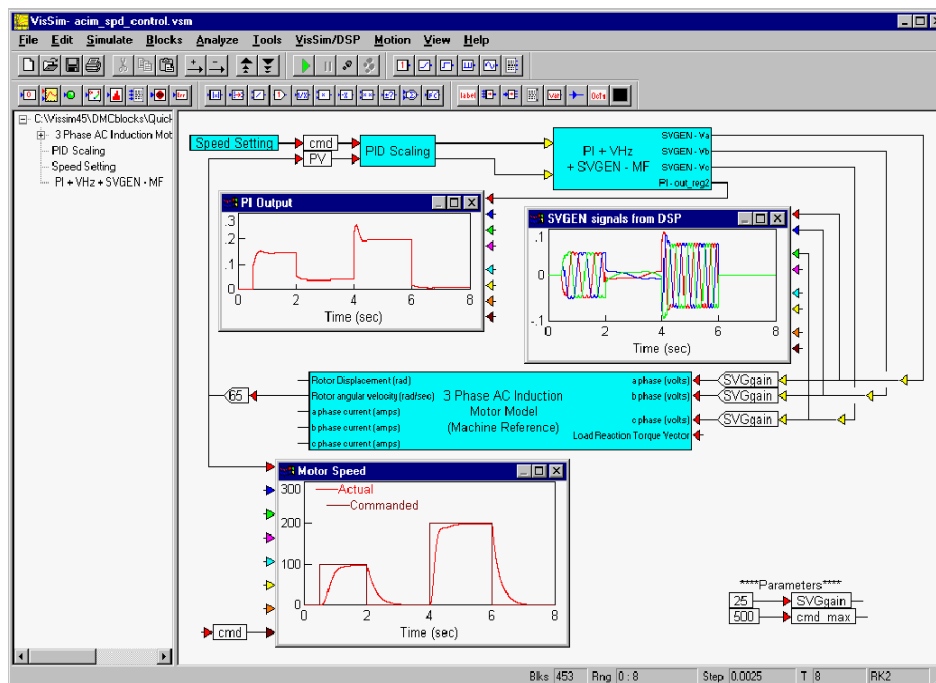
# VisSim PRESENTATION

ADAM KNIGHT and SAMIR KHAN


Adept Scientific plc  
Amor Way, Letchworth  
Herts. SG6 1ZA, UK  
<http://www.adeptsience.co.uk>  
[adam.knight@adeptsience.co.uk](mailto:adam.knight@adeptsience.co.uk)

**VisSim** is one of the fastest, most intuitive simulation software packages around and an indispensable tool for anyone who needs to *model dynamic processes* and systems. This presentation will give you an insight into how VisSim can shorten the design stage of any project, reduce costs, provide dependable outcomes for virtual prototypes and provide more results for less effort.

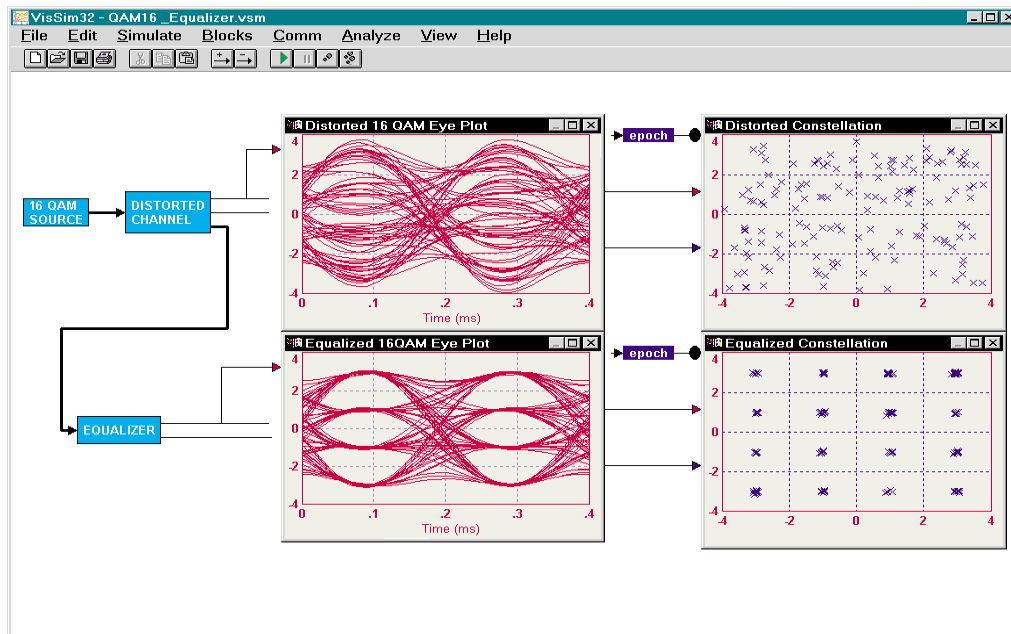
**VisSim** is an award winning software program for the modeling and simulation of complex dynamic systems. VisSim combines an intuitive drag & drop block diagram interface with a powerful simulation engine. The visual block diagram interface offers a simple method for constructing, modifying and maintaining complex system models. The simulation engine provides fast and accurate solutions for linear, nonlinear, continuous time, discrete time, time varying and hybrid system designs. With VisSim, users can quickly develop software or "virtual" prototypes of systems or processes to demonstrate their behavior prior to building physical prototypes.



# PRESENTATION OUTLINE



1. VisSim – Introduction to the Solution
2. VisSim – Overview
3. VisSim – Product range
4. VisSim – Technical Demonstration
5. VisSim – Conclusions



# **VisSim 5** Application Pack 7:



**Process  
Control  
Simulation  
Made Easy**



*the technical computing people*

“For the Process Control Engineer, a powerful and easy-to-use simulation tool is as essential as a good spreadsheet and word processor. VisSim meets the needs, is excellent value, and has proved its worth. And what's more, it's fun!”

Ed Dille,  
Chartered Chemical Engineer

VISSIM 5 APPLICATION PACK FROM ADEPT SCIENTIFIC

Automatic  
Optimisation


APPLICATION PACK 7

Contents



VisSim for the Refinery and Plant Process Control Engineer .....1

**The benefits of modelling a process control system in software are obvious: faster system development, lower prototyping costs, more opportunities to try out different scenarios and parameters. But some process control engineers avoid such software because they think it's too complicated, too difficult to learn and use. That may be true of some simulation software, but not VisSim. VisSim's intuitive visual interface, which lets you build your model by simply dragging pre-defined function blocks into place on screen, makes mathematical modelling of dynamic systems easy for non-mathematicians. This Case Study shows how one plant control engineer, who admits to having few natural mathematical or programming skills, used VisSim to resolve his process problems.**



VISSIM 6 APPLICATION PACK FROM ADEPT SCIENTIFIC

### Authors' Biography

**Adam Knight** graduated with a BA (Hons) degree in Business Studies from the University of West England, Bristol, in 2000. He began his work within control and instrumentation, with CAL Controls Ltd in 2000. Moving on in 2003 to Adept Scientific PLC, he is now Account Manager for a number of key personal based computer solutions for engineers and technical professionals, including VisSim and Maple.



**Samir Khan** graduated with a degree in Chemical Engineering from the University of Nottingham and then progressed to complete an industrially sponsored PhD at Heriot-Watt University. He is an experienced trainer, not only in the use of Mathcad software, but also in using CAD and other scientific and engineering software. He has developed Mathematical models of multiphase fluid systems, as well as solving engineering problems with a wide range of software tools.



# VISSIM FOR THE REFINERY AND PLANT PROCESS CONTROL ENGINEER

EDWARD DILLEY MIChemE, Ceng

*Chartered Chemical Engineer, Peterborough, UK*

**Abstract:** VisSim simulation software can be used effectively by those without extensive applied mathematics skills. In this example of distillation process control in an oil refinery, the software's ease-of-use features provided the means to resolve and troubleshoot process problems for continuous, batch and semi-batch processes. Illustrations show how VisSim was used to control the top- and base-temperatures on a refinery Pentane-splitter tower, study the behaviour of an inventory controller, optimise control loops and identify pH control problems with a reaction vessel.

*Keywords:* VisSim, computer simulation, mathematical modelling, process control, controller tuning, troubleshooting

I've been a VisSim user for nearly 15 years now, and although I'm one of its greatest fans, I felt somewhat daunted when asked to write about my experiences. Most articles on VisSim that I've read describe huge simulation projects staffed by teams of simulation experts who continually push forward the frontiers of applied mathematics.

I'm at the other end of the spectrum. I'm a Chemical Engineer who has specialised in process control application. I've frequently been working alone, and I'm by no means a natural mathematician.

Back in the 1980s I found myself trying to improve distillation control at an oil refinery. I read the textbooks of the time, used the tuning formulae to the best of my ability, and usually managed to make matters worse. 'Surely there must be a better way,' I thought.

Controller-tuning technology improved throughout the 80s, but for me the arrival of VisSim was a breakthrough. At last I was able to **see** rather than **hope**, and to demonstrate to others before trying out new controller-tuning. I used Personal Version 1.5, which is still on my laptop as I type this. VisSim is now at Version 5; the mathematical power and graphics capabilities have advanced dramatically, but VisSim got the principles correct from the very start.

## WHAT ATTRACTED ME TO VISSIM?

I make no apology for saying that VisSim was **easy to learn**, especially for an engineer who had forgotten most of his college mathematics. What makes it easy? The main factors are:

### 1. It's Intuitive

The GUI could hardly be easier. Function-blocks are selected by clicking, positioned by dragging and then 'wired' together to force the arithmetic or logic to do

what you want. The model is always on display, and you can build it up gradually, checking operation section-by-section. A model doesn't have to be complex to be useful.

### 2. No Prior Programming Knowledge

You don't need to be a computer programmer to use VisSim – just click, drag and 'wire'. Nor do you need to be a mathematician, though it will help if you know what 'dy/dx' means.

Many of VisSim's function blocks are mathematically powerful, with several options for integration or optimising methods. However I use just a few function-blocks regularly, and for those with options, I've found that VisSim's default choices work just fine.

### 3. Plain English

The VisSim manual is a credit to its authors. It's refreshing to have a manual which helps readers rather than confusing them. A hard copy of the manual comes with the boxed package, though everything is supplied in '.pdf' format for on-screen use. (The hard copy does make learning VisSim easier for the novice user.)

### 4. Tutorials

The supplied tutorials illustrate the principles of simulation **and** the principles of VisSim.

The examples have been chosen with care to 'kick-start' beginners without swamping them with detail. You can be configuring a simple simulation minutes after loading.

### 5. Function-Block Reference

VisSim has over 100 standard function-blocks. Each is clearly described in the Block Reference chapter of the manual. Most importantly, the manual gives

one or more **practical** examples of how best to use each block. That's user-friendly.

### 6. Worked-Examples Library

VisSim provides an extensive library of working VisSim models from a wide range of industries. Most examples demonstrate rigorous ways to simulate process equipment; other examples use techniques such as curve-fitting or economic optimisation. Browsing through the library soon had me thinking of other simulation ideas.

### 7. Excellent Value

It was affordable, and paid for itself the first time I used it 'for real'.

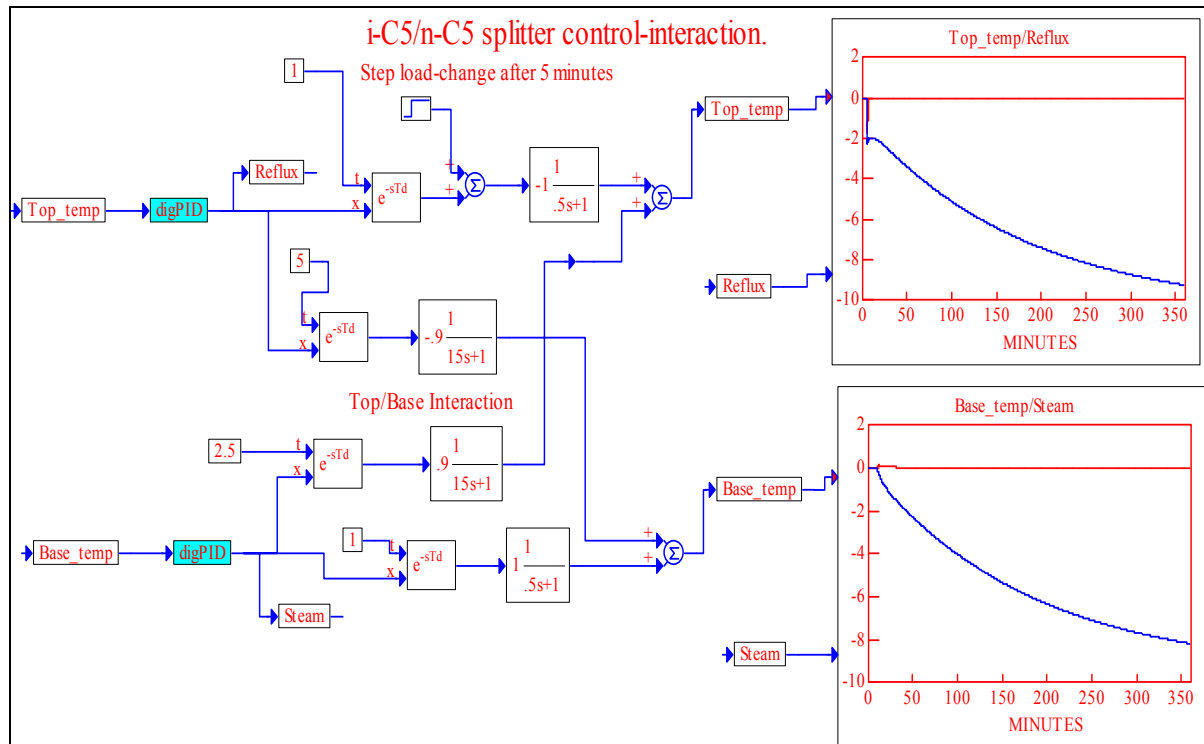
### HOW HAS VISSIM HELPED ME TO RESOLVE PROCESS PROBLEMS?

I have over 100 VisSim models in my file, mostly small (less than 100 blocks), but some with several hundred blocks. I've used VisSim for formal

controller design, for training operators and technicians, as a control 'scratch-pad' to quickly check out ideas, and most importantly, for process **troubleshooting**. VisSim has been equally useful for continuous, batch and semi-batch processes.

As a Process Control applications engineer, I've often used VisSim to simulate, tune and optimise PID controllers. VisSim is well-suited to modelling the discrete arithmetic of Digital Control Systems (use the pulse function and unit delay), so I was able to build the exact PID algorithm used by the DCS.

The example below demonstrates my first attempt to control the top- and base-temperatures on a refinery Pentane-splitter tower. Although the two controllers were tuned 'optimally' (look at the straight lines for temperature), several hours after commissioning control, the tower ceased to fractionate. The reflux and reboiler steam flows had wound to minimum! VisSim showed that the cause was severe **interaction** between the two controllers.



**Figure 1, Interaction causing reflux/steam wind-down**

Control was stabilised by replacing the top TC with a reflux-ratio controller.

Below are the results of a 'before' and 'after' study of the behaviour of an inventory controller. The

controller was intended to limit the loading of material on some mechanical conveyors. The operators reported erratic control with unacceptable peak-loading, such that they normally ran the loop in manual mode:

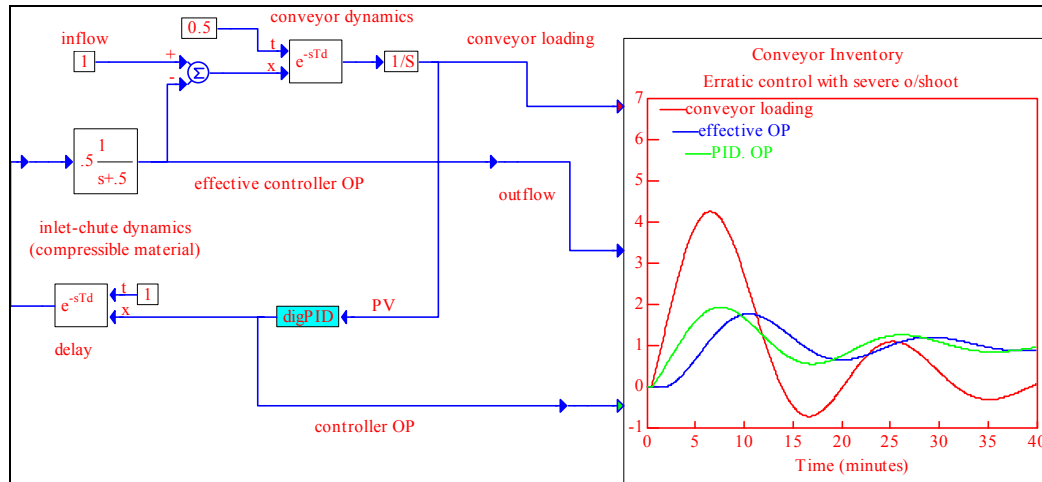


Figure 2, Erratic control and excessive peak-loading

Site inspection and then modelling with VisSim showed that the problems were caused by the compressible nature of the material in the exit chute; the compressibility introduced some unexpected dynamics into the loop.

VisSim confirmed that the solution was to use sufficient **derivative** action to quieten the loop without overloading the electric motors and gearboxes:

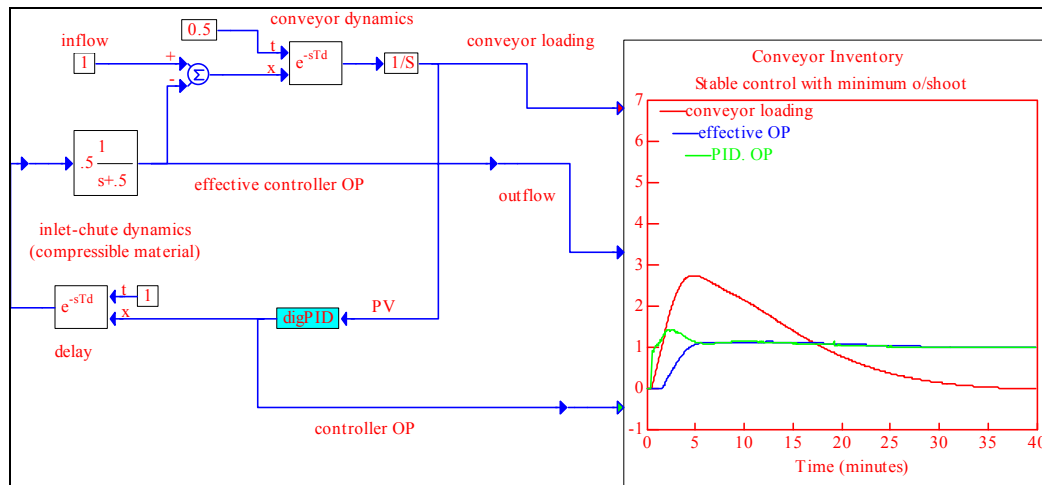


Figure 3, Derivative action stabilises control, reduces peak

The above examples show how VisSim was used to optimise control loops. But how many times is a 'Controller Tuning' problem in reality a **process** problem, such as a sticking control-valve or a heat-exchanger that's fouled? VisSim has helped many times in identifying the **real** problem.

At one site, pH control problems with a reaction vessel had halved the process throughput. VisSim helped track down the real culprit:

*Suspect #1* was the pH controller (standard PID). Process step tests and simulation with VisSim showed that the controller-tuning was optimal even though control was in fact unacceptably poor.

*Suspect #2* was the chemistry. Were we trying to control at the wrong part of the pH curve? We couldn't be sure, because nobody had a pH curve for the di-protic weak acid vs. di-basic weak base used. A chemistry reference book and VisSim produced the pH curve, and laboratory tests confirmed we weren't trying to do the impossible:

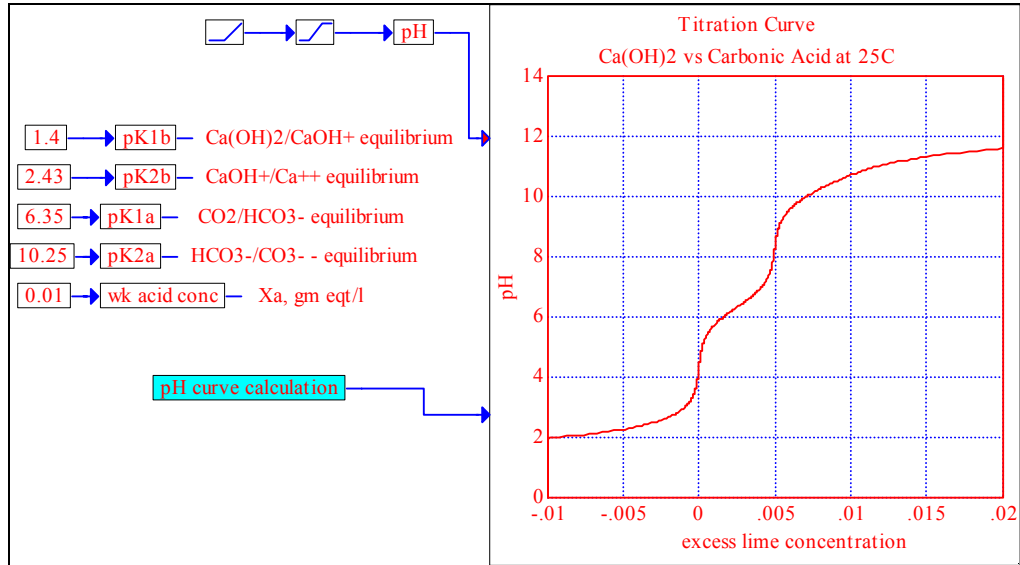


Figure 4, VisSim-derived pH curve used in troubleshooting

*Suspect #3* was then highlighted: **process conditions** had changed such that the reaction vessel was now undersized for the throughput required and the feedstock composition. The vessel was modified to double the capacity, following which pH control was excellent.

#### CONCLUSION

For the Process Control Engineer, a powerful and easy-to-use simulation tool is as essential as a good spreadsheet and word processor. VisSim meets the

needs, is excellent value, and has proved its worth. And what's more, it's fun!

#### About the author

Ed Dilley is a chartered chemical engineer with 30 years' experience of applied process control. He has worked in the oil, petrochemical, polymer and food industries. He now lives in Peterborough, UK.